

# Metro Arts

## Gallery 1 & Closed Window Gallery Floor Plan

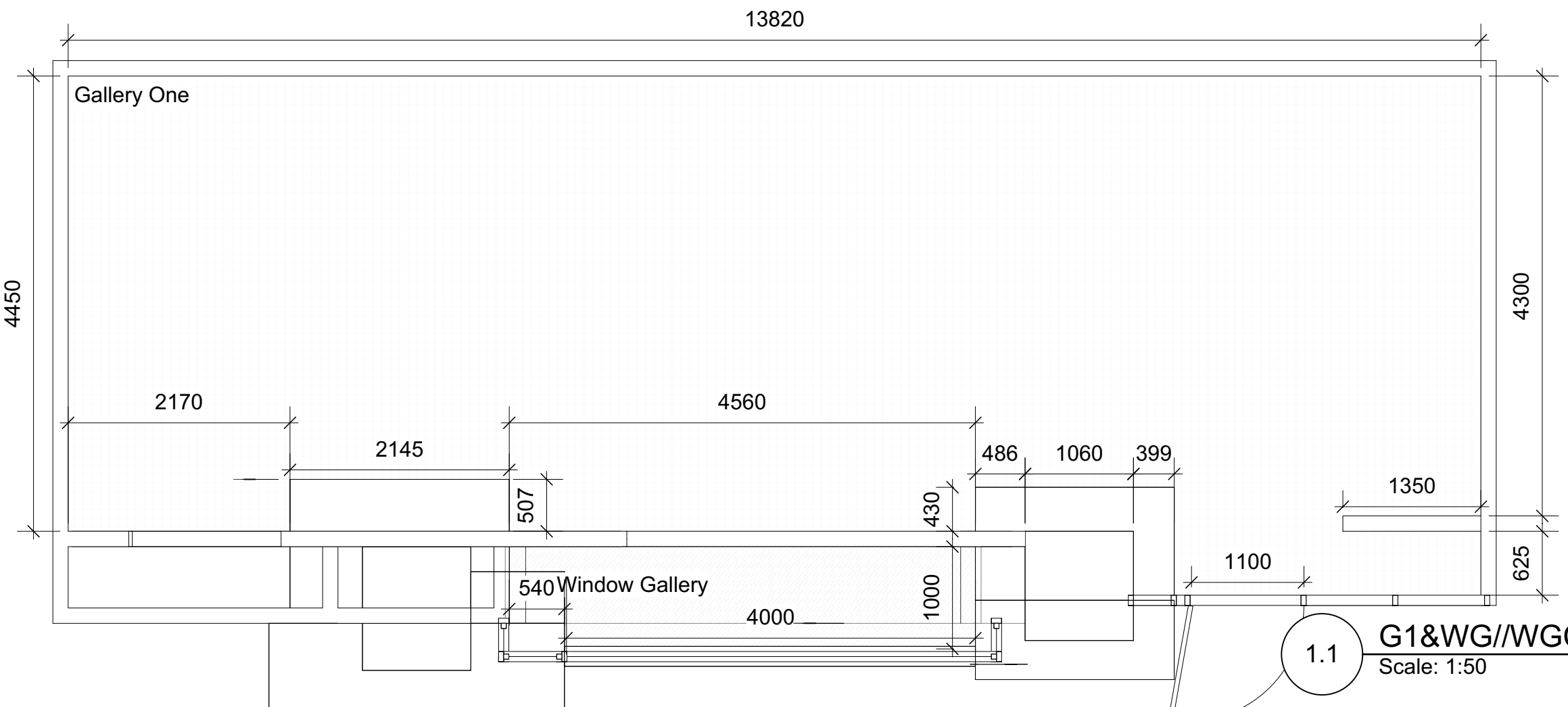
Metro Arts, 97 Boundary Street, West End, 4101

Scale: 1:50 @ A3    Version: 1.1    Updated: 03/06/2024

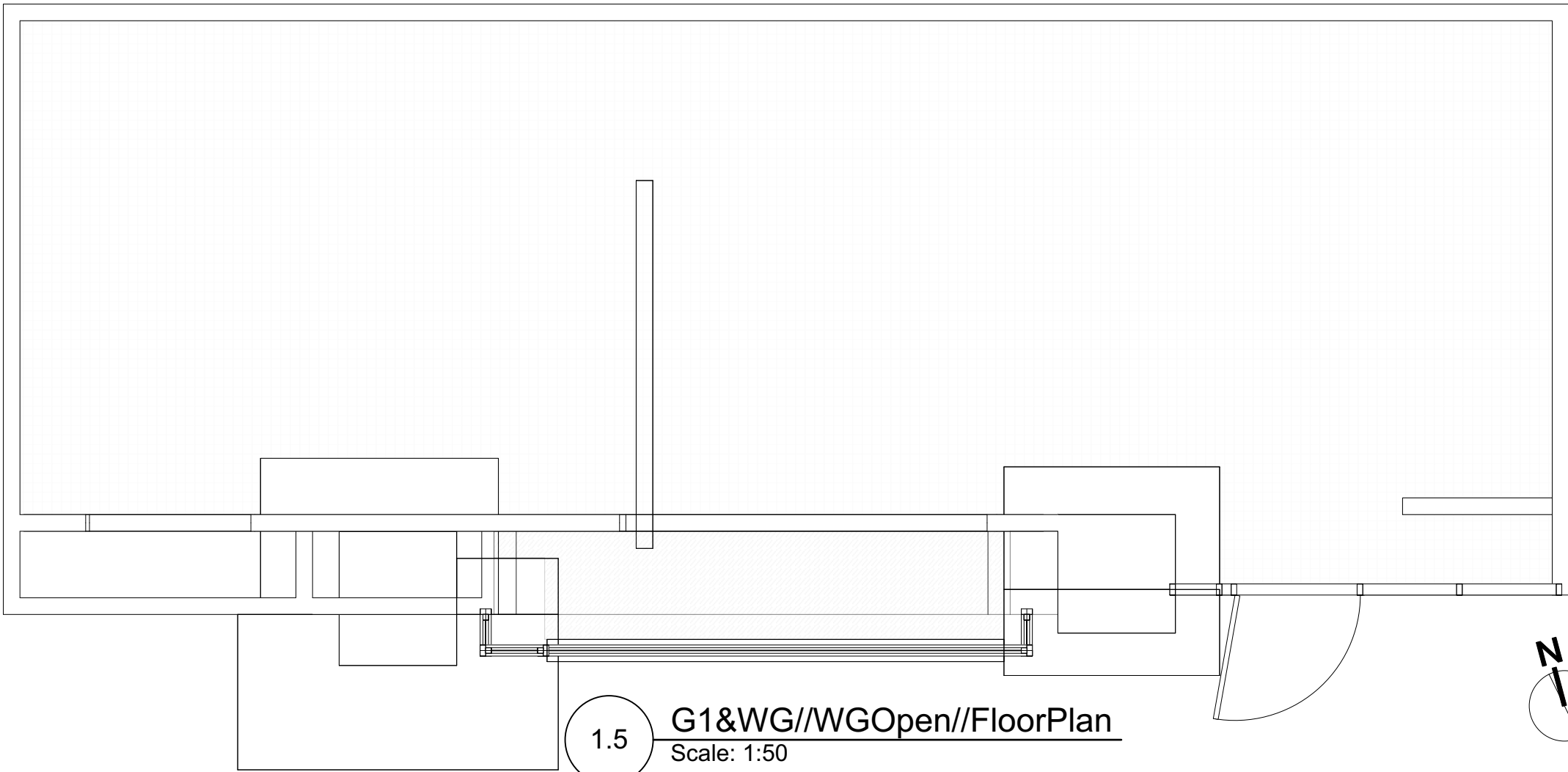
Drawn by:  
**Nathaniel Knight**  
 0474 477 555  
 nathaniel@metroarts.com.au

- NOTES:**
- All dimensions expressed in millimeters
  - Plan is within 15 mm accuracy
  - Walls are not square. Read below notes for accurate measurements.
    - Distance from East to West walls on the north side measure 13810mm.
    - Distance from East to West Walls on the south side measure 13829mm.
    - Distance from North to South walls in the centre of the room measure 4455mm.

1 **G1&WG//WGClosed//FloorPlan**  
 Scale: 1:50



1.1 **G1&WG//WGClosed//FloorPlan+Dimensions**  
 Scale: 1:50



# Metro Arts

## Gallery 1 & Open Window Gallery Floor Plan

Metro Arts, 97 Boundary Street, West End, 4101

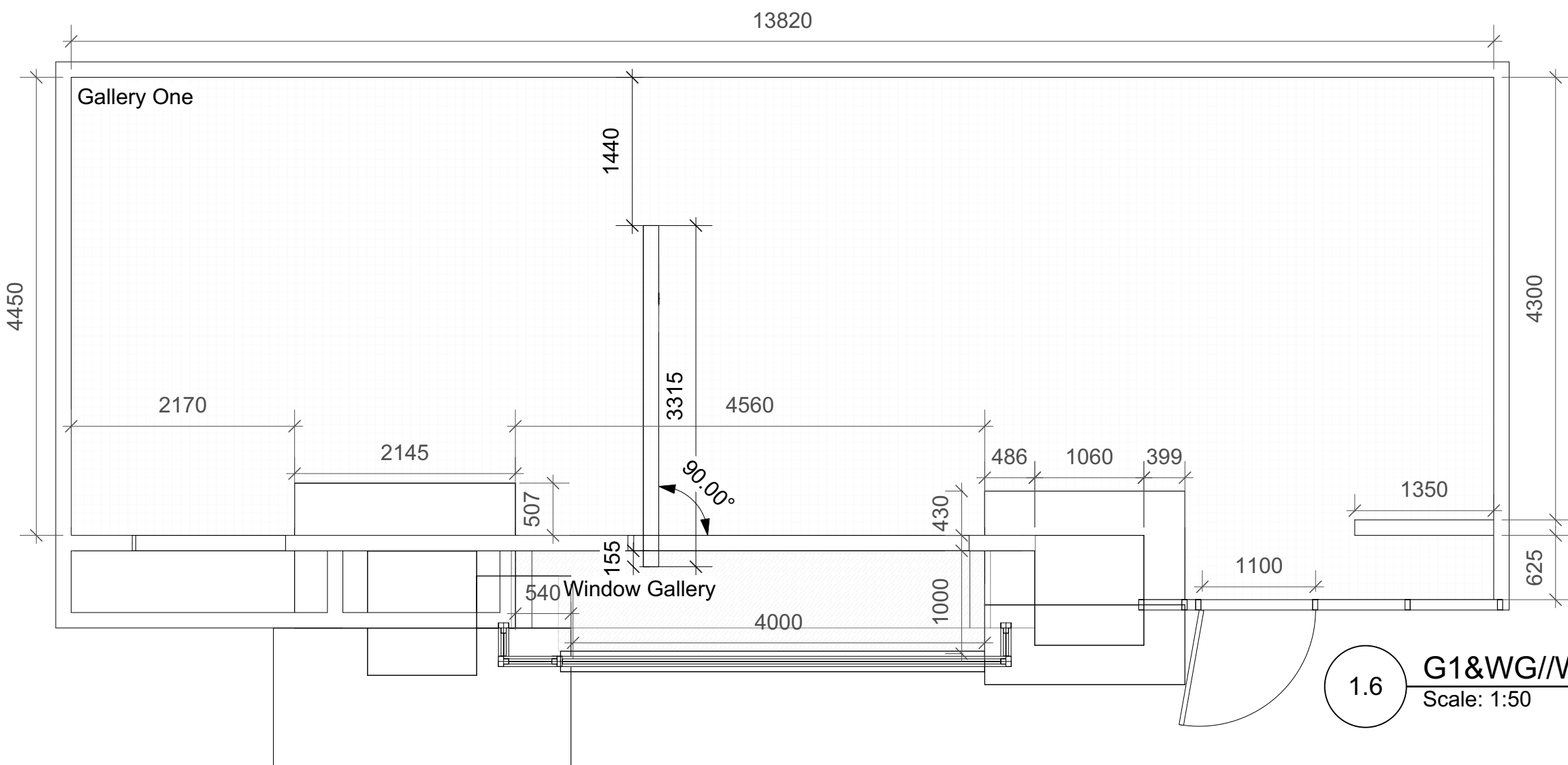
Scale: 1:50 @ A3    Version: 1.1    Updated: 03/06/2024

Drawn by:  
**Nathaniel Knight**  
 0474 477 555  
 nathaniel@metroarts.com.au

### NOTES:

- Measurements in millimeters.
- Plan is within 15 mm accuracy
- Dividing wall between Gallery One & Window Gallery pivots 225mm from edge.
- Walls are not square. Read below notes for accurate measurements.
  - Distance from East to West walls on the north side measure 13810mm.
  - Distance from East to West Walls on the south side measure 13829mm.
  - Distance from North to South walls in the centre of the room measure 4455mm.

1.5 G1&WG//WGOpen//FloorPlan  
 Scale: 1:50



1.6 G1&WG//WGOpen//FloorPlan+Dimensions  
 Scale: 1:50