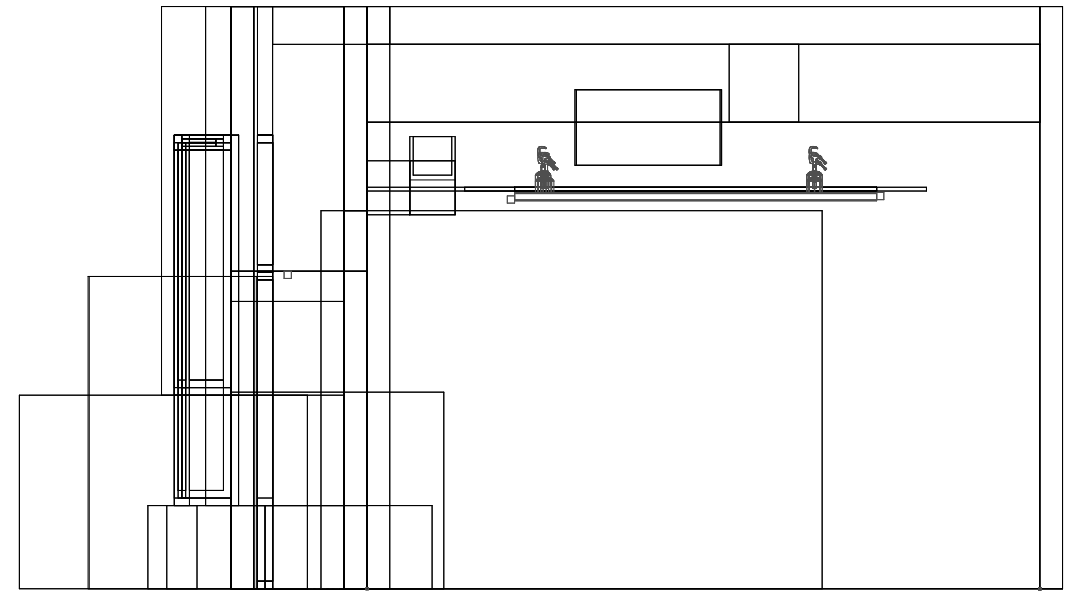
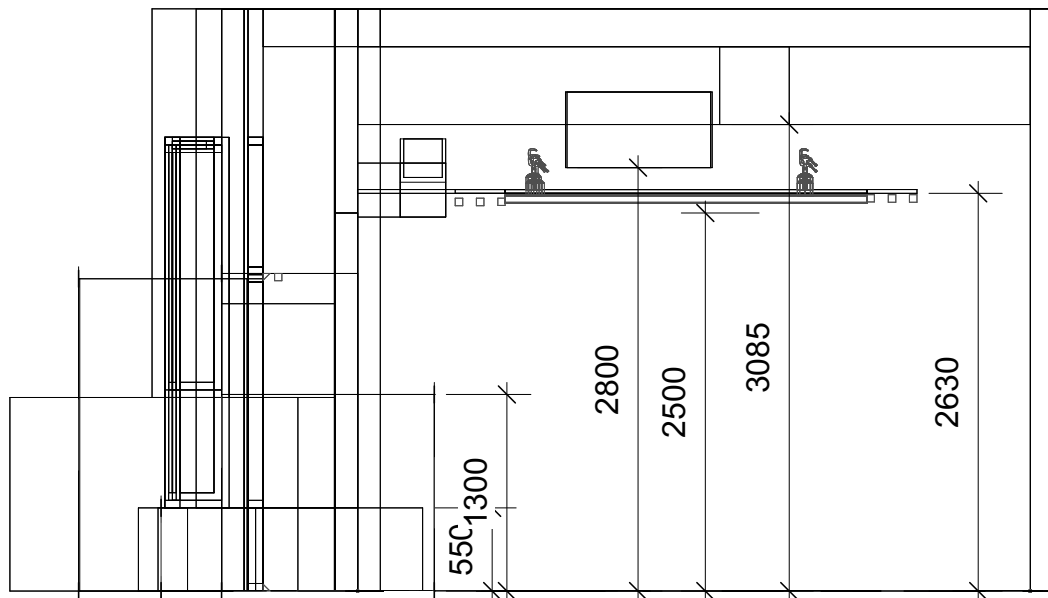


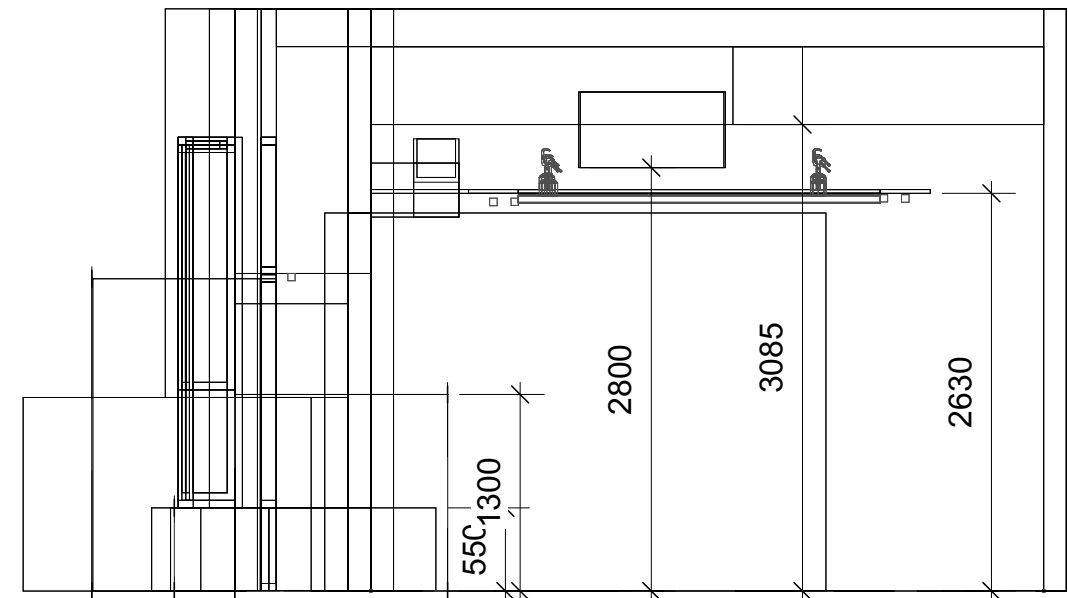
5.0 **G1&WG/WG Closed Section**
Scale: 1:50



5.5 **G1&WG/WG Open Section**
Scale: 1:50



5.1 **G1&WG/WG Closed Section + Dimensions**
Scale: 1:50



5.6 **G1&WG/WG Open Section + Dimensions**
Scale: 1:50

Metro Arts
Gallery 1 & Window Gallery
Open & Closed Sections
 Metro Arts, 97 Boundary Street, West End, 4101

Scale: 1:50 @ A3 | Version: 1.1 | Updated: 03/06/2024
 Drawn by:
Nathaniel Knight
 0474 477 555
 nathaniel@metroarts.com.au

- NOTES:
- Dimensions measured in millimeters.
 - Dimensions within 15mm accuracy.
 - Unistrut has been drawn at the average height per bar.
 - Unistrut is not level. Below notes measure floor to bottom of unistrut at cardinal edges:
 - A. East: 2590mm | West: 2598mm (Avg: 2596mm | 8mm difference)
 - B. East: 2565mm | West: 2580mm (Avg: 2573mm | 15mm difference)
 - 1. North: 2595mm | South: 2590mm (Avg: 2592mm | 5mm difference)
 - 2. North: 2592mm | South: 2585mm (Avg: 2588mm | 7mm difference)
 - 3. North: 2593mm | South: 2583mm (Avg: 2599mm | 10mm difference)
 - 4. North: 2595mm | South: 2588mm (Avg: 2591mm | 7mm difference)

